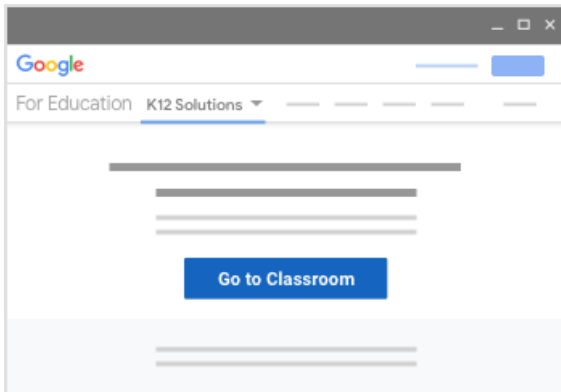


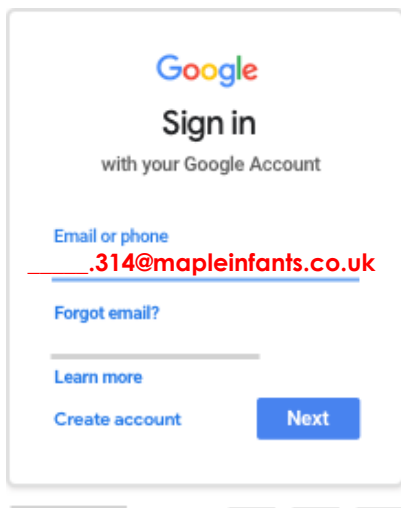
# Signing into Google Classroom

## On a Computer

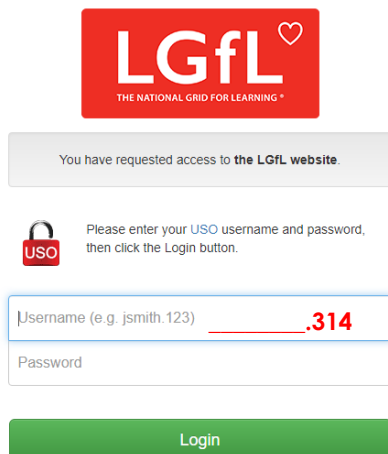
1. Go to [classroom.google.com](https://classroom.google.com) and click **Go to Classroom**.



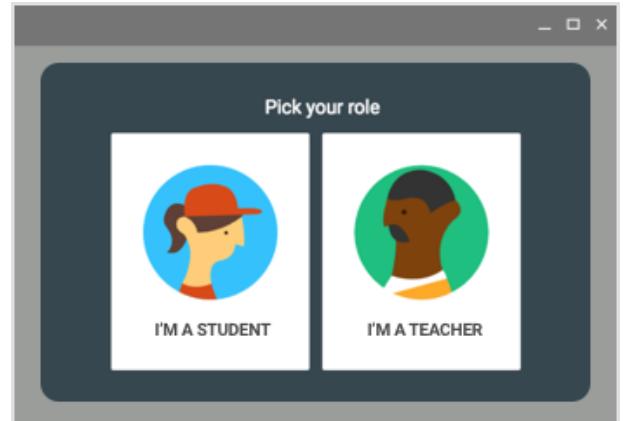
2. Enter the email address for your Classroom account and click **Next**. You have been sent the login details.



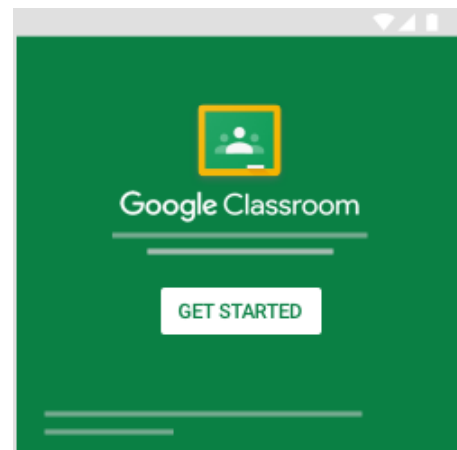
3. You may be asked to sign into LGfL. You have been sent the login details.



4. If you're using a G Suite for Education account, click **I'm A Student** or **I'm A Teacher**. **Note:** Users with personal Google Accounts won't see this option.



5. Click **Get Started**.



### Please note:

If you're signed in to multiple accounts and need to switch to the account that you use with Classroom:

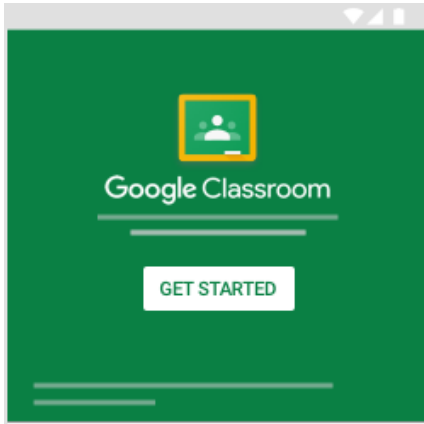
1. At the top, click your profile image or initial.
2. Select the account.

## On Android

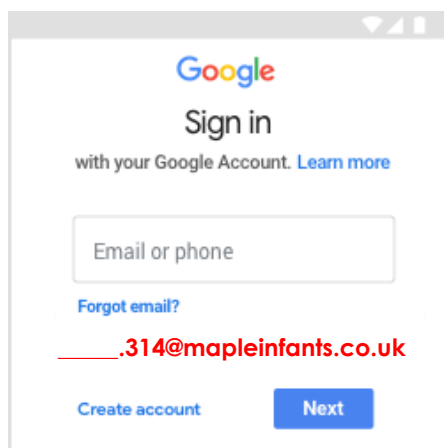
**Before you begin:** Install the Classroom app on your device.

1. Tap Classroom .

2. Tap **Get Started**.



3. Tap **Add account**, then **OK**.
4. Enter the email address for your Classroom account and tap **Next**. You have been sent the login details.



5. You may be asked to sign into LGfL. You have been sent the login details.



You have requested access to the **LGfL website**.



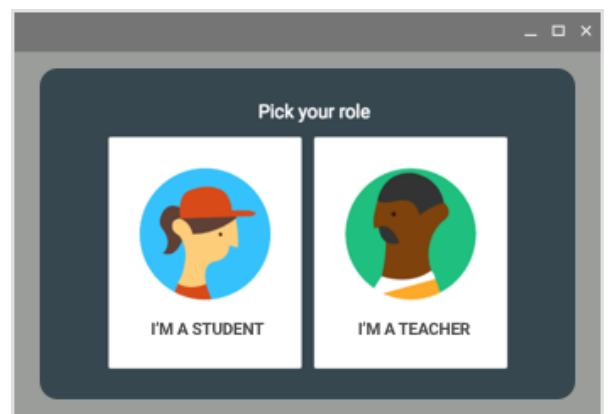
Please enter your **USO** username and password, then click the Login button.

Username (e.g. jsmith.123)  **.314**

Password

Login

6. If there is a welcome message, review it and tap **Accept**.
7. Review the Terms of Service and Privacy Policy and tap **I agree**.
8. If you're using a G Suite for Education account, click **I'm A Student** or **I'm A Teacher**. **Note:** Users with personal Google Accounts won't see this option.



### Please note:

If you're signed in to multiple accounts and need to switch to the account that you use with Classroom:

1. At the top, click your profile image or initial.
2. Select the account.

## On iPhone & iPad

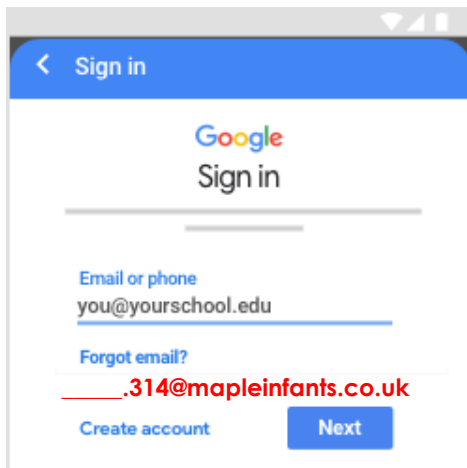
**Before you begin:** Install the Classroom app on your device.

1. Tap Classroom .

2. Tap **Get Started**.



3. Tap **Add account**, then **OK**.
4. Enter the email address for your Classroom account and tap **Next**. You have been sent the login details.



5. You may be asked to sign into LGfL. You have been sent the login details.



You have requested access to the LGfL website.



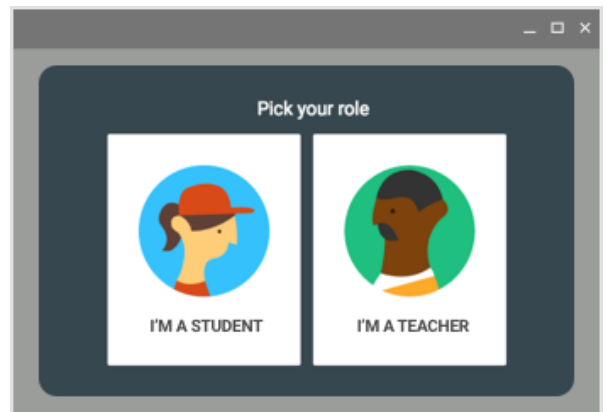
Please enter your USO username and password, then click the Login button.

Username (e.g. jsmith.123) \_\_\_\_\_ .314

Password \_\_\_\_\_

Login

6. If there is a welcome message, review it and tap **Accept**.
7. If you're using a G Suite for Education account, click **I'm A Student** or **I'm A Teacher**. **Note:** Users with personal Google Accounts won't see this option.



8. (Optional) To receive Classroom notifications, tap **Allow**.

### Please note:

If you're signed in to multiple accounts and need to switch to the account that you use with Classroom:

1. At the top, click your profile image or initial.
2. Select the account.